

Push Notification Settings

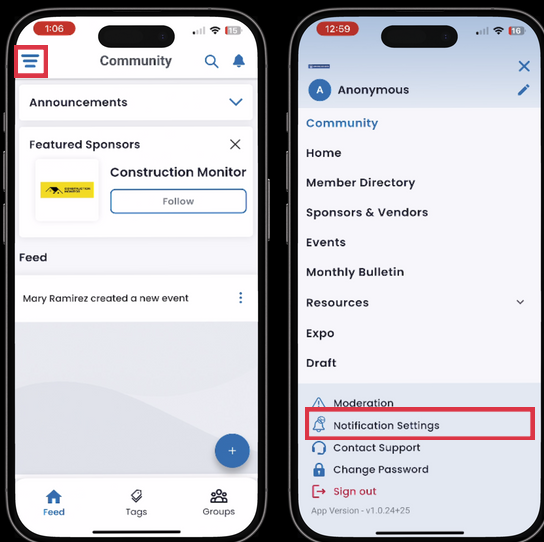


This guide explains how to manage **push notifications** in the Tradewing Mobile App. Please note: **Mobile notification settings are separate from the website settings.**

- **Mobile App** → Controls **push notifications** sent directly to your phone in real time.
- **Website** → Controls how often you receive **email notifications** from your community.

For a step-by-step guide on updating web notification settings, see this KB article: [How to Update Notifications in Tradewing](#).

How to Access Push Notification Settings



1. Open the Tradewing Mobile App.
2. Tap the burger menu (≡) in the top left corner of the screen.
3. Scroll to the bottom and tap Notification Settings.

Frequently Asked Questions (FAQs)

Q: Are mobile notifications only real-time?

A: Yes. Mobile push notifications in Tradewing are designed to be **real-time alerts**. This means you'll get notified immediately when something happens (a post is made, an event is updated, or you receive a direct message). Unlike email notifications, which may be batched or scheduled, push notifications are **instant** so you never miss important updates.

Q: If I don't customize notifications for groups, what is the default setting?

A: By default, Tradewing will send you push notifications for **all groups you belong to**. This ensures that you don't miss updates in any of your communities. If you prefer to limit notifications to only certain groups or post types (e.g., just posts from admins), you can customize these preferences at any time in your mobile app's Notification Settings.

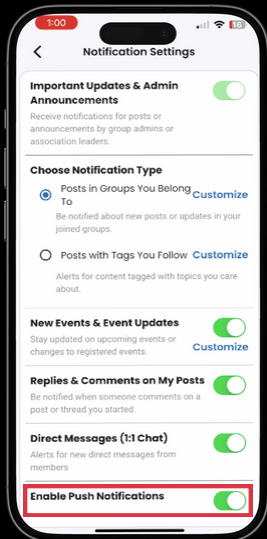
Q: If I don't enable push notifications, do I still see notifications in the app when I open it?

A: Yes. Even if you disable push notifications, you will still see all notifications inside the Tradewing app whenever you open it. The only difference is that you won't receive the **real-time phone alerts** (banners, sounds, or badges). Think of it as the difference between having alerts pushed to your device versus checking your notification feed manually.

Push Notification Settings



Push Notification Options

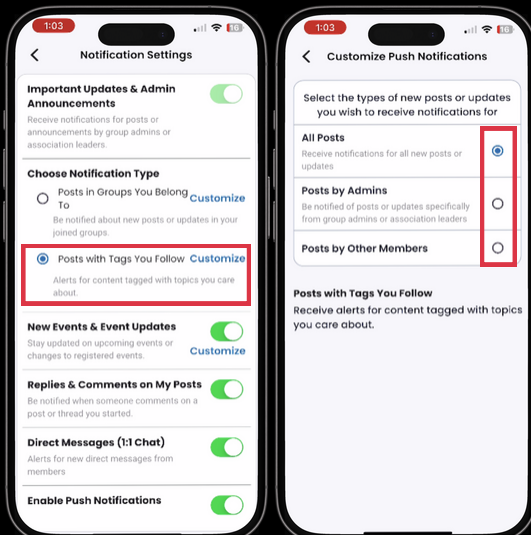
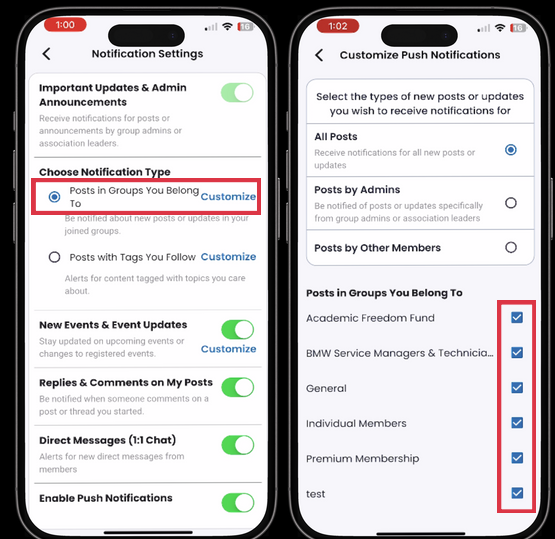


Enable/Disable Push Notifications

- Toggle the main switch to **enable** or **disable** all push notifications.
- If disabled, all other settings will be greyed out, and you will not receive notifications on your phone.
- However, even if notifications are disabled, you will still receive push notifications when an admin posts an announcement.

Posts in Groups

- Choose to receive notifications about **posts in the groups you belong to**.
- You can further customize by selecting specific groups and notification types:
 - **All Posts**
 - **Posts from Admins only**
 - **Posts from Members only**



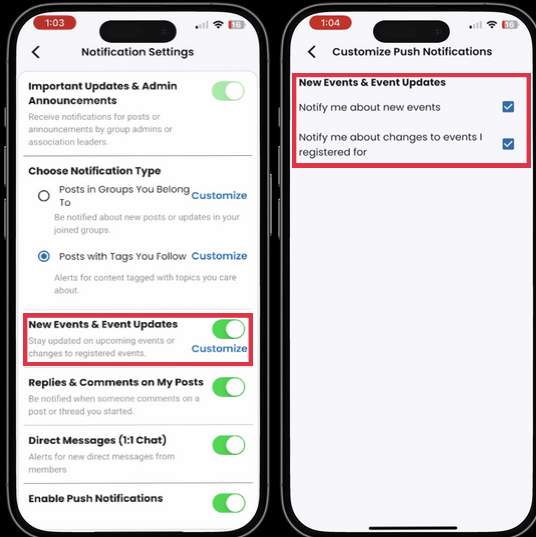
Posts With Tags You Follow

- Get notified about new content containing **tags you follow**.
- You can filter notifications by type:
 - **All Posts**
 - **Posts from Admins**
 - **Posts from Members**

Push Notification Settings



Push Notification Options

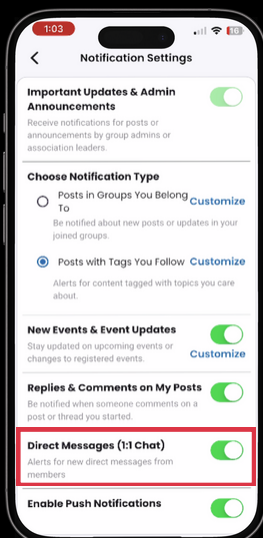
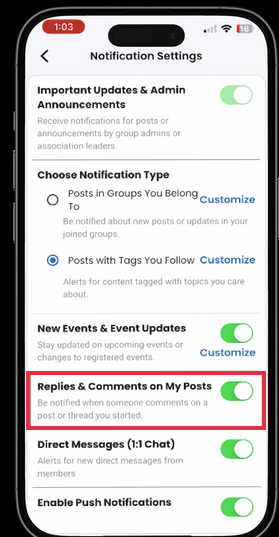


Events

- Enable notifications for **new events** and/or **updates to events** you've registered for.
- Options include:
 - New Events
 - Updates on Registered Events
 - Both

Comments on Your Posts

- Toggle to receive notifications when someone **comments on a post** you started.



Direct Messages

- Enable or disable push notifications for **direct messages**.